

Surface-mounted luminaire - Silky matt MIRO® micro-parabolic louvres - direct distribution

Sheet steel housing with square design; prepared for fixing end faces or luminaire connectors made of steel; Housing colour traffic white RAL 9016; Light distribution direct distribution by means of Silky matt MIRO® micro-parabolic louvres of aluminium, Reflectivity-enhanced, with low installation height cross blades, with light reflection factor 97%, self-engaging, continuous effect of louvres with light run installation. $65^\circ < 1500 \text{ cd/m}^2$ according to current standard DIN-EN 12464-1, UGR (4H/8H) 20.8. Electrical connection via 5-pole connection terminal with plug-in contacts.. Required accessories: order end faces, connectors and through-wiring separately according to luminaire arrangements.

CHARACTERISTICS

Order number	60503026660
EAN number	4020863306374
Commodity code	94051190
Certification mark	IP 20, Protection class I, VDU $65^\circ < 1500$, F, Indoor, CE
Impact resistance (IK rating)	IK03
Ambient temperatur	ta 25°C
Special properties	Ready for IoT
Warranty period	5 years

ELECTRICAL ENGINEERING

Controller	Electronic driver DALI2 (1 pcs.)
System output	35W
Mains voltage	230V/50Hz
Circuit breakers (inrush current)	17 pieces/B10, 28 pieces/B16, 29 pieces/C10, 47 pieces/C16
Energy efficiency class/light source	B

LIGHTING TECHNOLOGY

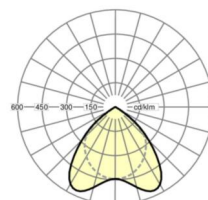
Placement	LED, Colour rendering/Light colour CRI ≥ 80 / 4000K
Colour tolerance (MacAdam)	3SDCM
Photobiological safety (Luminaire)	RG0
Nominal luminous flux	4188lm
LED service life	50000h L80/B10 (Tq 25°C)
Luminaire luminous efficiency	119lm/W
UGR lat./long.	20.8 / 20.1

MECHANICS

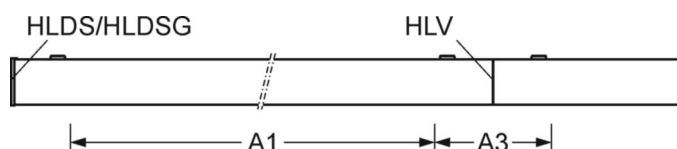
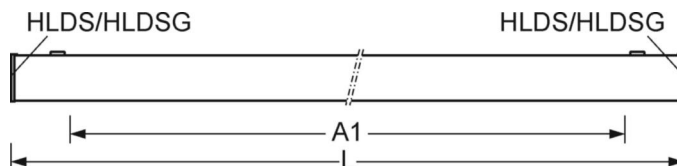
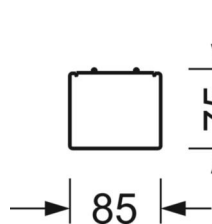
Housing colour	traffic white RAL 9016
Dimensions (LxWxH/DxH)	1476mm x 85mm x 75mm
Weight (net)	3.575kg
Cable entry KE (X/Y)	0mm/0mm
Type of installation	Ceiling-mounted single installation, Ceiling-mounted trunking installation, Pendant individual mounting, Pendant light strip mounting, Pendulum mounting rail assembly on chain, Ceiling-mounted mounting rail installation, Ceiling-mounted mounting rail installation on T-system

DEEP-LINK

<https://www.regiolum.de/en/article/60503026660>



Reference	LED 4200lm 840
η_{LB}	100 %
$\Phi \downarrow/\uparrow$	100 % / 0 %
UGR lat./long.	20.8 / 20.1
VDU	$65^\circ < 1500 \text{ cd/m}^2$



Dimensions

L	1476 mm	Length
B	85 mm	Width
H	75 mm	Height
A1	1300 mm	Mounting distance single mounting
A3	176 mm	Mounting distance between luminaires in a light run arrangement
X	0 mm	Distance cable infeed to the center of the luminaire on the X-axis
Y	0 mm	Distance cable infeed to the center of the luminaire on the Y-axis
